



Advidia B-31 Firmware Upgrade

1. Log into the camera.

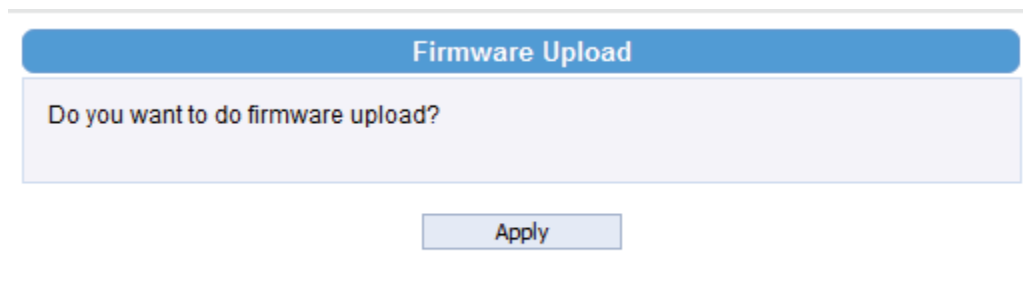
The default Username/password is admin/123456:



2. Click on Setup:

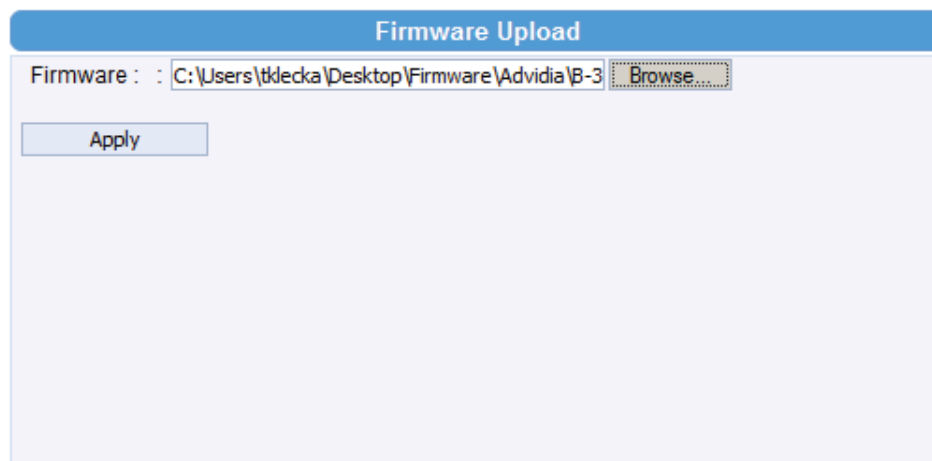


3. Click on System\Firmware Upload:



Click on Apply to begin the upgrade process

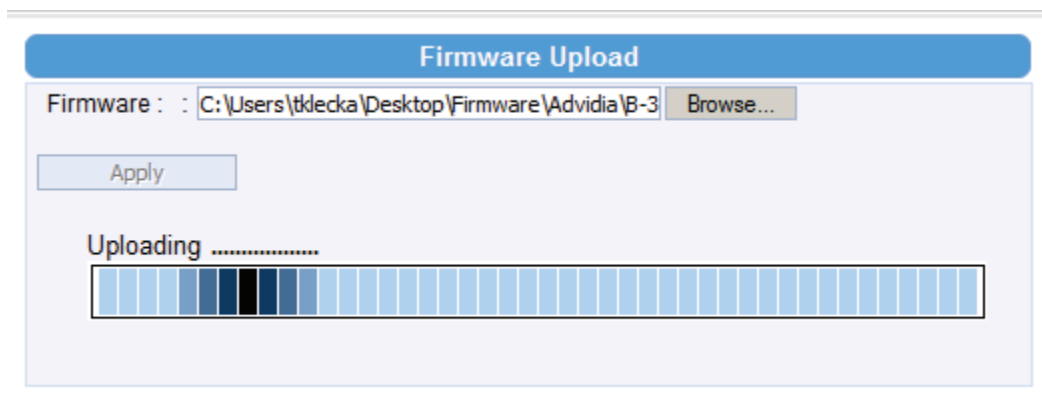
4. Browse to the location you saved the .upg file and click Apply:



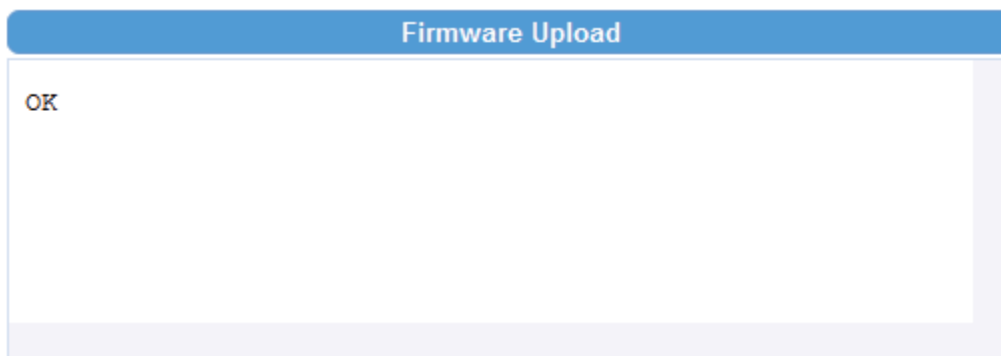
DO NOT POWER DOWN OR REMOVE THE DEVICE FROM THE NETWORK DURING THE UPGRADE PROCESS. The device will automatically restart once the upgrade is complete

5. The Upgrade process will begin, the camera will reboot automatically during the upgrade.

DO NOT POWER CYCLE OR REMOVE THE CAMERA FROM THE NETWORK DURING THE UPGRADE PROCESS:



6. Once the upgrade has finished successfully you will see this message and the camera will reboot automatically:



The reboot will take 2 minutes. Once it has finished, you can refresh the web page to ensure the camera has upgraded successfully.